

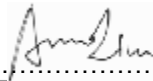


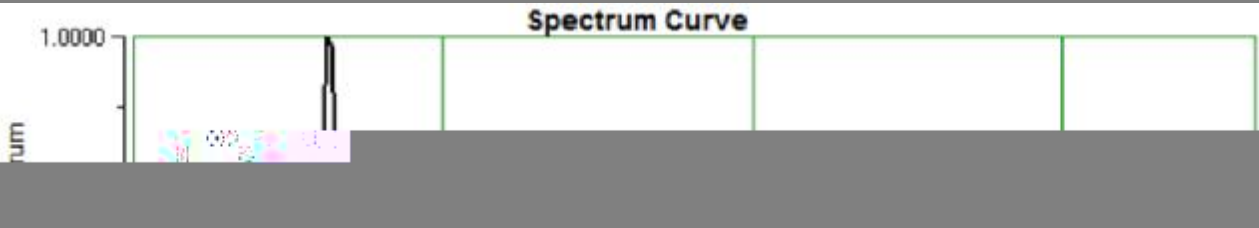
TEST REPORT	
IEC TR 62778	
Application of IEC 62471 for the assessment of blue light hazard to light sources and luminaires	
Report Reference No.....	EED31K002715
Compiled by (+ signature).....	Carrie Lin 
Reviewed by (+ signature).....	Torres He 
Approved by (+ signature).....	Amo Liu  Lab Supervisor
Date of issue.....	Sept. 03, 2018
Testing Laboratory	Centre Testing International Group Co., Ltd.
Address.....	Hongwei Industrial Zone, Bao'an 70 District, Shenzhen, Guangdong, China
Applicant s name	Shenzhen Refond Optoelectronic Co., Ltd.
Address.....	1 to 8 th Floor, Building #1,10th Industrial Zone, Tian Liao Community, Gong Ming Area, Guang Ming New District, SHENZHEN, CHINA.
Manufacture s name	Shenzhen Refond Optoelectronic Co., Ltd.
Address.....	1 to 8 th Floor, Building #1,10th Industrial Zone, Tian Liao Community, Gong Ming Area, Guang Ming New District, SHENZHEN, CHINA.
Test specification:	
Standard.....	IEC TR 62778:2014 (Second Edition)
Test procedure.....	Test report
Non-standard test method.....	N/A
Test Report Form No	IEC62778A
TTRF Originator.....	CTI
Master TTRF.....	Dated 2016-02
Test item description	LED
Model/Type reference.....	RF-22HI32DS-**-Q-**, RF-27HI32DS-**-Q-**, RF-30HI32DS-**-Q-**, RF-40HI32DS-**-Q-**, RF-50HI32DS-**-Q-**, RF-57HI32DS-**-Q-**, RF-65HI32DS-**-Q-** Remark: The first "***" denotes the different customer code, it can be one any capital letter such as FH, FF, EF or FD and so on. The second "***" denotes the different project application, it can be EH or 01 and so on.
Ratings.....	150mA, 3,1V DC

Summary of testing:

Test conditions:

1. Ambient temperature: 24,3°C; Humidity: 54%;
2. Measurement distance: 200mm;
3. Aperture stop: 7mm

Spectral Distribution



Conclusion: Sample tested is considered as **Risk1 Group**.

Tests performed (name of test and test clause):

All applicable tests as described in Test Case and Measurement Sections were performed.

Testing location:

Centre Testing International Group Co., Ltd.
Hongwei Industrial Zone, Bao'an 70 District, Shenzhen,
Guangdong, China

Summary of compliance with National Differences:

N/A

Copy of marking plate:

N/A

Test item particulars..... :	
Product evaluated..... :	<input checked="" type="checkbox"/> LED package <input type="checkbox"/> LED module <input type="checkbox"/> Lamp <input type="checkbox"/> Luminaire
Rated voltage (V)..... :	3,1V DC
Rated current (mA)..... :	150mA
Rated CCT (K)..... :	N/A
Rated Luminance (Mcd/m ²)..... :	N/A
Component report data used	<input type="checkbox"/> Not applicable <input checked="" type="checkbox"/> LED package <input type="checkbox"/> LED module <input type="checkbox"/> Lamp
Possible test case verdicts:	
- test case does not apply to the test object..... :	N/A
- test object does meet the requirement..... :	P (Pass)
- test object does not meet the requirement..... :	F (Fail)
Testing	
Date of receipt of test item..... :	Aug. 25, 2018
Date (s) of performance of tests..... :	Aug. 28, 2018
General remarks:	
<p>"(See Enclosure #)" refers to additional information appended to the report. "(See appended table)" refers to a table appended to the report. The tested sample(s) and the sample information are provided by the client. Throughout this report a <input checked="" type="checkbox"/> comma / <input type="checkbox"/> point is used as the decimal separator. Remark:"#" indicates the testing item(s) was (were) fulfilled by subcontracted lab.</p>	
Manufacturer s Declaration per sub-clause 4.2.5 of IEC60904-2:	
The application for obtaining a CB Test Certificate includes more than one factory location and a declaration from the Manufacturer stating that the sample(s) submitted for evaluation is (are) representative of the products from each factory has been provided..... :	<input type="checkbox"/> Yes <input checked="" type="checkbox"/> Not applicable
When differences exist; they shall be identified in the General product information section.	
Name and address of factory (ies)..... :	N/A
General product information:	
<p>These models are same except the different color temperature, customer code and project application. According to the differences and with the request of applicant, all the tests are performed on the main model RF-65HI32DS-FH-Q-01. The test current is 150mA .</p>	

Product information				
Model	Color temperature	Rated voltage (V)	Rated current (A)	Rated power (W)
RF-22HI32DS-**-Q-**-	2200K	3,1	0,15	0,465
RF-27HI32DS-**-Q-**-	2700K	3,1	0,15	0,465
RF-30HI32DS-**-Q-**-	3000K	3,1	0,15	0,465
RF-40HI32DS-**-Q-**-	4000K	3,1	0,15	0,465
RF-50HI32DS-**-Q-**-	5000K	3,1	0,15	0,465
RF-57HI32DS-**-Q-**-	5700K	3,1	0,15	0,465
RF-65HI32DS-**-Q-**-	6500K	3,1	0,15	0,465

IEC TR 62778			
Clause	Requirement + Test	Result - Remark	Verdict
7	MEASUREMENT INFORMATION FLOW		P
7.1	Basic flow		N/A
	'Law of conservation of luminance' applied		N/A
	Use of only true luminance/radiance values		N/A
	In case of luminaire: The light source is operated in the luminaire under similar conditions as when tested as a component		N/A
	In case E_{thr} value for RG2 was established the peak value was derived from angular light distribution		N/A
7.2	Conditions for the radiance measurement		P
	Standard condition applied (200mm distance, 0,011rad field of view)		P
	Non-standard condition applied		N/A
7.3	Special cases (I): Replacement by a lamp or LED module of another type		N/A
	Light source is a white light source		N/A
	Evaluation done based on highest luminance		N/A
	Evaluation done based on CCT value		N/A
7.4	Special cases (II): Arrays and clusters of primary light sources		P
	LED package is evaluated as : <input type="checkbox"/> RG0 unlimited <input checked="" type="checkbox"/> RG1 unlimited		P
	E_{thr} of LED package applies to array		N/A
8 #	RISK GROUP CLASSIFICATION		N/A
	Risk group achieved:		N/A
	-... Risk Group 0 unlimited		N/A
	-... Risk Group 1 unlimited		P
	- E_{thr} (lx) : Distance to reach RG1..... (m) :		N/A

IEC TR 62778			
Clause	Requirement + Test	Result - Remark	Verdict

TABLE: Spectroradiometric measurement			P
	Measurement performed on:	<input checked="" type="checkbox"/> LED package <input type="checkbox"/> LED module <input type="checkbox"/> Lamp <input type="checkbox"/> Luminaire	
	Model number.....	RF-65HI32DS-FH-Q-01	
	Test voltage (V).....	3,1	3/4
	Test current (mA).....	150	3/4
	Test frequency (Hz).....	N/A	3/4
	Ambient, t (°C).....	24,3	3/4
	Measurement distance.....	<input checked="" type="checkbox"/> 20 cm <input type="checkbox"/> ... cm	3/4
	Source size	<input type="checkbox"/> Non-small <input checked="" type="checkbox"/> Small : 2,2 mm	3/4
	Field of view	<input type="checkbox"/> 100 mrad <input checked="" type="checkbox"/> 11 mrad <input type="checkbox"/> 1,7 mrad (for small sources)	3/4
Item	Symbol	Units	Result
Correlated colour temperature	CCT	K	/
x/y colour coordinates	x,y	/	x=0,3195, y=0,3317
Blue light hazard radiance	L _B	W/(m ² •sr ¹)	4800
Luminance	L	cd/m ²	5.887E+006

Photo Document



Fig. 1 - Overall view of the sample

*** End of Report ***

The test report is effective only with both signature and specialized stamp. The result(s) shown in this report refer only to the sample(s) tested. Without written approval of CTI, this report can't be reproduced except in full.