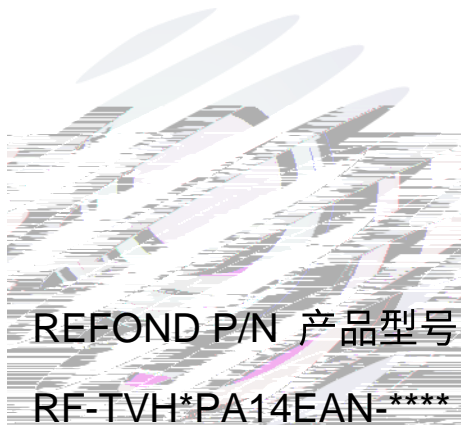


# SPECIFICATION 产品规格书



R&D 研发

Mass Product 量产供货



## Contents/ 目录

|  |    |
|--|----|
| 1.Description 产品介绍.....  | 3  |
| 1.1 Description 描述.....  | 3  |
| 1.1.1 Features 特征.....   | 3  |
| 1.1.2 Applications 应用.....   | 3  |
| 1.2 Package Dimension 产品尺寸.....  | 4  |
| 1.3 Product Parameters产品参数.....  | 5  |
| 1.4 Bin Range Of Forward Voltage and Luminous Flux<br>(IF=90mA)电压与流明分BIN范围(IF=90mA)..... | 6  |
| 1.5 Typical optical characteristics curves 典型光学特性曲线.....                                 | 9  |
| 2.Packaging 产品包装.....  | 13 |
| 2.1 Packaging Specifications 包装规格.....   | 13 |
| 2.1.1 Carrier Tape Dimensions 载带尺寸.....  | 13 |
| 2.1.2 Reel Dimension 卷盘尺寸.....   | 13 |
| 2.1.3 Label Form Specification 标签规格.....   | 14 |
| 2.1.4 Moisture Resistant Packing Process 防潮包装过程.....                                     | 14 |
| 2.1.5 Cardboard Box 包装纸箱.....  | 14 |
| 2.1.6 Reliability Test Items And Conditions 信赖性测试项目及条件.....                              | 15 |
| 2.1.7 Criteria For Judging Damage 失效判定标准.....  | 16 |
| 3.SMT Reflow Soldering Instructions SMT 回流焊说明.....                                       | 17 |
| 3.1.1 Soldering Iron 烙铁焊接.....   | 18 |
| 3.1.2 Repairing 维修.....  | 18 |
| 3.1.3 Cautions 注意事项.....   | 18 |
| 4.Handling Precautions 使用注意事项.....   | 19 |



## 1. Description 产品介绍

### 1.1 Description 描述

The White LED which was fabricated using a blue chip and the phosphor, outline size 4.0mm 1.4mm 0.65mm.该产品为白光LED，是由蓝光芯片激发荧光粉而形成，产品尺寸：4.0mm 1.4mm 0.65mm。

#### 1.1.1 Features 特征

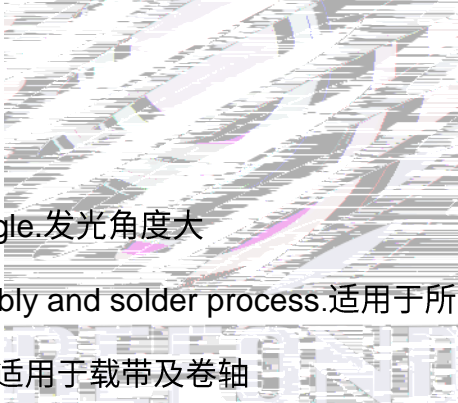
PLCC Package. PLCC封装

Extremely wide viewing angle.发光角度大

Suitable for all SMT assembly and solder process.适用于所有的SMT组装和焊接工艺

Available on tape and reel.适用于载带及卷轴

Moisture sensitivity level: Level 3-12(v)10(a)-3(i)-7(lab)-15(le )-3(o)- /P0 1614/lmam[3-12(v)1ET EM



## 1.2 Package Dimension 产品尺寸

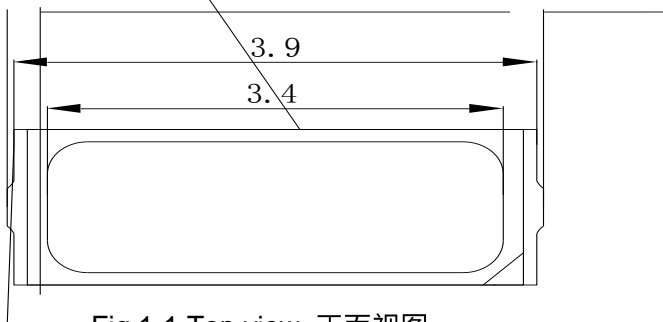


Fig.1-1 Top view 正面视图

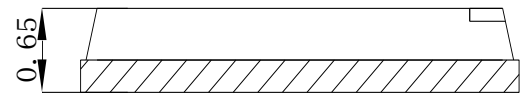


Fig.1-2 Side view 侧面视图

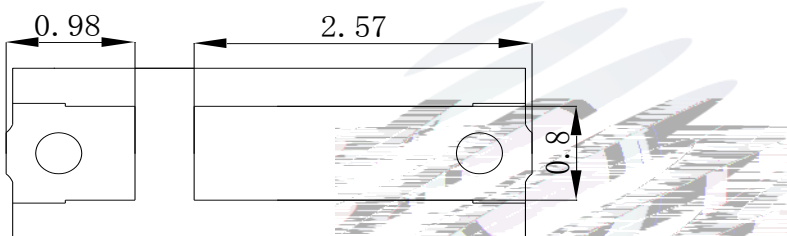


Fig.1-3 Bottom view 背面视图

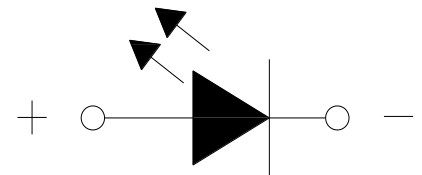


Fig.1-4 Polarity 极性




Fig.1-5 Soldering patterns 推荐焊盘

### Notes 备注:

- (1) All dimensions units are millimeters. 所有尺寸标注单位为毫米
- (2) All dimensions tolerances are  $\pm 0.2\text{mm}$  unless otherwise noted. 除特别标注外, 所有尺寸公差为  $\pm 0.2$  毫米



### 1.3 Product Parameters 产品参数

Table 1-1 Electrical / Optical Characteristics at Ts=25°C 电性与光学特性

| Item<br>项目                  | Symbol<br>符号       | Test condition<br>测试条件 | Value         |              |               | Unit<br>单位 |
|-----------------------------|--------------------|------------------------|---------------|--------------|---------------|------------|
|                             |                    |                        | Min.<br>(最小值) | Typ<br>(典型值) | Max.<br>(最大值) |            |
| Forward Voltage<br>(正向电压)   | V <sub>F</sub>     | I <sub>F</sub> =90mA   | 2.8           | ---          | 3.6           | V          |
| Reverse Current<br>(漏电流)    | I <sub>R</sub>     | V <sub>R</sub> =5V     | ---           | ---          | 10            | uA         |
| Luminous Flux<br>(光通量)      |                    | I <sub>F</sub> =90mA   | 26            | ---          | 42            | Lm         |
| Viewing Angle<br>(发光角度)     | 2 1/2              | I <sub>F</sub> =90mA   | ---           | 120          | ---           | deg        |
| Thermal Resistance.<br>(热阻) | R <sub>THJ-S</sub> | I <sub>F</sub> =90mA   | ---           | 45           | ---           | °C/W       |

Table 1-2 Absolute Maximum Ratings at Ts=25°C 绝对最大值

| Parameter<br>(参数)         | Symbol<br>(符号) | Rating<br>(值) | Units<br>(单位) |
|---------------------------|----------------|---------------|---------------|
| Power Dissipation<br>(功耗) | P <sub>D</sub> |               |               |

## Notes 备注:

- (1) 1/10 Duty cycle, 0.1ms pulse width. 脉宽0.1ms,占空比1/10.
- (2) The above forward voltage measurement allowance tolerance is  $\pm 0.1V$ . 以上所示电压测量误差  $\pm 0.1V$ .
- (3) The above color coordinates measurement allowance tolerance is 0.005. 以上所示坐标测量误差 0.005.
- (4) The above luminous intensity measurement allowance tolerance  $\pm 5\%$ . 上述发光强度的测试允许公差为 $\pm 5\%$ .
- (5) Care is to be taken that power dissipation does not exceed the absolute maximum rating of the product. 使用功率不能超过规定的最大值。
- (6) All measurements were made under the standardized environment of Refond. 所有测试都是基于瑞丰现有的标准测试平台。
- (7) When the LEDs are in operation the maximum current should be decided after measuring the package temperature junction temperature should not exceed the maximum rate. LED使用的最大电流需要根据散热条件确定, 结温不能超过最大值。
- (8) ESD yield is over 90% at 2000V ESD (HBM). ESD protection during products handing is needed. 90%的LED通过人体模式ESD2000V 测试, 在操作时请注意静电防护。

## 1.4 Bin Range Of Forward Voltage and Luminous Flux (IF=90mA)电压与流明分BIN 范围(IF=90mA)

Table 1-3 Bin Range Of Forward Voltage and Luminous Flux电压与流明分BIN范围(IF=90mA)

| V <sub>F</sub> (V) | G1    | G2      | H1      | H2      | I1      | I2      | J1      | J2      |
|--------------------|-------|---------|---------|---------|---------|---------|---------|---------|
|                    |       | 2.8-2.9 | 2.9-3.0 | 3.0-3.1 | 3.1-3.2 | 3.2-3.3 | 3.3-3.4 | 3.4-3.5 |
| (lm)               | T26   | T28     | T30     | T32     | T34     | T36     | T38     | T40     |
|                    | 26-28 | 28-30   | 30-32   | 32-34   | 34-36   | 36-38   | 38-40   | 40-42   |



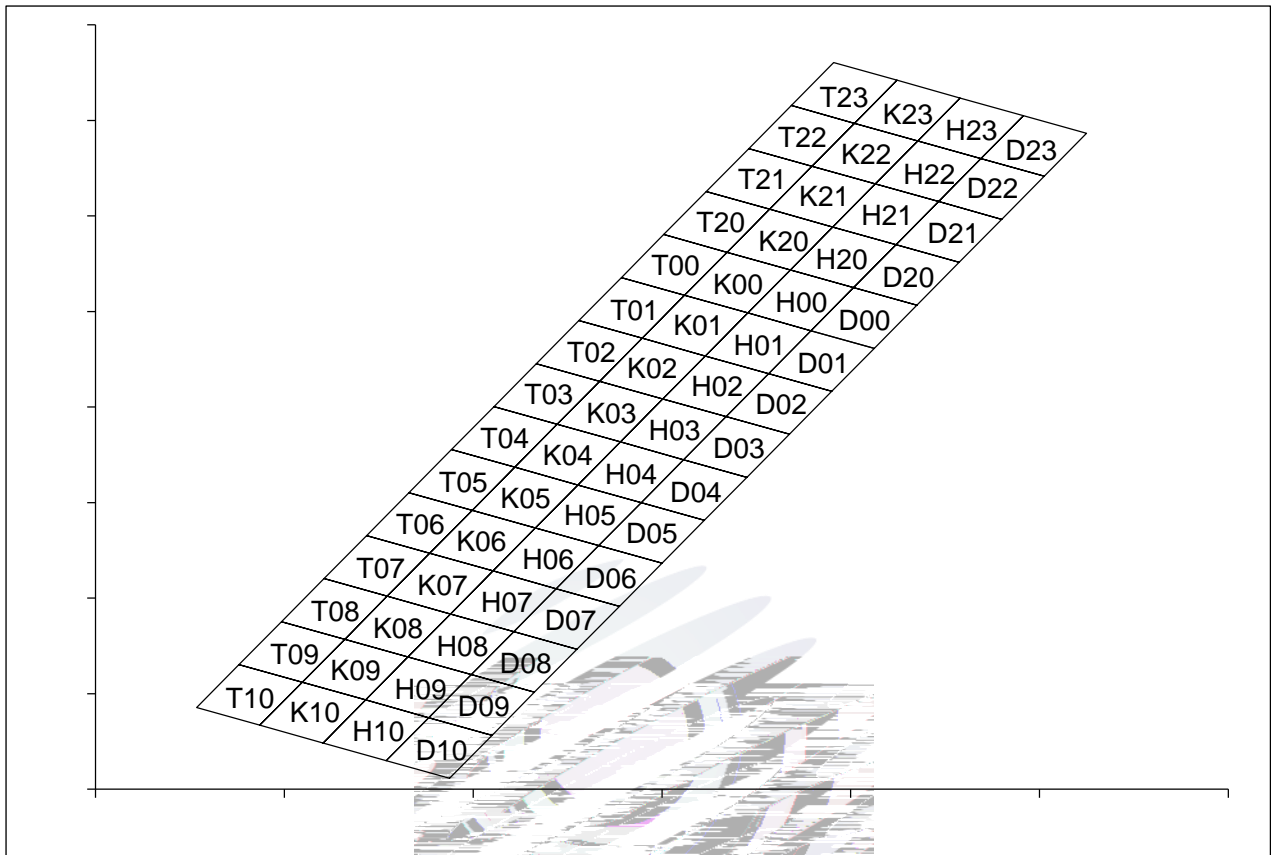



Fig 1-6 The C.I.E Chromaticity Diagram CIE色度图

Table 1-4 The C.I.E Chromaticity Diagram CIE色度图

| BIN CODE | CIE-X1 | CIE-Y1 | CIE-X2 | CIE-Y2 | CIE-X3 | CIE-Y3 | CIE-X4 | CIE-Y4 |
|----------|--------|--------|--------|--------|--------|--------|--------|--------|
| D00      | 0.3025 | 0.2723 | 0.2958 | 0.2760 | 0.3003 | 0.2850 | 0.3070 | 0.2813 |
| D01      | 0.2980 | 0.2633 | 0.2913 | 0.2670 | 0.2958 | 0.2760 | 0.3025 | 0.2723 |
| D02      | 0.2935 | 0.2543 | 0.2868 | 0.2580 | 0.2913 | 0.2670 | 0.2980 | 0.2633 |
| D03      | 0.2890 | 0.2453 | 0.2823 | 0.2490 | 0.2868 | 0.2580 | 0.2935 | 0.2543 |
| D04      | 0.2845 | 0.2363 | 0.2778 | 0.2400 | 0.2823 | 0.2490 | 0.2890 | 0.2453 |
| D05      | 0.2800 | 0.2273 | 0.2733 | 0.2310 | 0.2778 | 0.2400 | 0.2845 | 0.2363 |
| D06      | 0.2755 | 0.2183 | 0.2688 | 0.2220 | 0.2733 | 0.2310 | 0.2800 | 0.2273 |
| D07      | 0.2710 | 0.2093 | 0.2643 | 0.2130 | 0.2688 | 0.2220 | 0.2755 | 0.2183 |
| D08      | 0.2665 | 0.2003 | 0.2598 | 0.2040 | 0.2643 | 0.2130 | 0.2710 | 0.2093 |
| D09      | 0.2620 | 0.1913 | 0.2553 | 0.1950 | 0.2598 | 0.2040 | 0.2665 | 0.2003 |
| D10      | 0.2575 | 0.1823 | 0.2508 | 0.1860 | 0.2553 | 0.1950 | 0.2620 | 0.1913 |
| D20      | 0.3070 | 0.2813 | 0.3003 | 0.2850 | 0.3048 | 0.2940 | 0.3115 | 0.2903 |
| D21      | 0.3115 | 0.2903 | 0.3048 | 0.2940 | 0.3093 | 0.3030 | 0.3160 | 0.2993 |
| D22      | 0.3160 | 0.2993 | 0.3093 | 0.3030 | 0.3138 | 0.3120 | 0.3205 | 0.3083 |
| H00      | 0.2958 | 0.2760 | 0.2891 | 0.2797 | 0.2936 | 0.2887 | 0.3003 | 0.2850 |



|     |        |        |        |        |        |        |        |        |
|-----|--------|--------|--------|--------|--------|--------|--------|--------|
| H01 | 0.2913 | 0.2670 | 0.2846 | 0.2707 | 0.2891 | 0.2797 | 0.2958 | 0.2760 |
| H02 | 0.2868 | 0.2580 | 0.2801 | 0.2617 | 0.2846 | 0.2707 | 0.2913 | 0.2670 |
| H03 | 0.2823 | 0.2490 | 0.2756 | 0.2527 | 0.2801 | 0.2617 | 0.2868 | 0.2580 |
| H04 | 0.2778 | 0.2400 | 0.2711 | 0.2437 | 0.2756 | 0.2527 | 0.2823 | 0.2490 |
| H05 | 0.2733 | 0.2310 | 0.2666 | 0.2347 | 0.2711 | 0.2437 | 0.2778 | 0.2400 |
| H06 | 0.2688 | 0.2220 | 0.2621 | 0.2257 | 0.2666 | 0.2347 | 0.2733 | 0.2310 |
| H07 | 0.2643 | 0.2130 | 0.2576 | 0.2167 | 0.2621 | 0.2257 | 0.2688 | 0.2220 |
| H08 | 0.2598 | 0.2040 | 0.2531 | 0.2077 | 0.2576 | 0.2167 | 0.2643 | 0.2130 |
| H09 | 0.2553 | 0.1950 | 0.2486 | 0.1987 | 0.2531 | 0.2077 | 0.2598 | 0.2040 |
| H10 | 0.2508 | 0.1860 | 0.2441 | 0.1897 | 0.2486 | 0.1987 | 0.2553 | 0.1950 |
| H20 | 0.3003 | 0.2850 | 0.2936 | 0.2887 | 0.2981 | 0.2977 | 0.3048 | 0.2940 |
| H21 | 0.3048 | 0.2940 | 0.2981 | 0.2977 | 0.3026 | 0.3067 | 0.3093 | 0.3030 |
| H22 | 0.3071 | 0.3157 | 0.3026 | 0.3067 | 0.3093 | 0.3030 | 0.3138 | 0.3120 |
| K00 | 0.2891 | 0.2797 | 0.2824 | 0.2834 | 0.2869 | 0.2924 | 0.2936 | 0.2887 |
| K01 | 0.2846 | 0.2707 | 0.2779 | 0.2744 | 0.2824 | 0.2834 | 0.2891 | 0.2797 |
| K02 | 0.2801 | 0.2617 | 0.2734 | 0.2654 | 0.2779 | 0.2744 | 0.2846 | 0.2707 |
| K03 | 0.2756 | 0.2527 | 0.2689 | 0.2564 | 0.2734 | 0.2654 | 0.2801 | 0.2617 |
| K04 | 0.2711 | 0.2437 | 0.2644 | 0.2474 | 0.2689 | 0.2564 | 0.2756 | 0.2527 |
| K05 | 0.2666 | 0.2347 | 0.2599 | 0.2384 | 0.2644 | 0.2474 | 0.2711 | 0.2437 |
| K06 | 0.2621 | 0.2257 | 0.2554 | 0.2294 | 0.2599 | 0.2384 | 0.2666 | 0.2347 |
| K07 | 0.2576 | 0.2167 | 0.2509 | 0.2204 | 0.2554 | 0.2294 | 0.2621 | 0.2257 |
| K08 | 0.2531 | 0.2077 | 0.2464 | 0.2114 | 0.2509 | 0.2204 | 0.2576 | 0.2167 |
| K09 | 0.2486 | 0.1987 | 0.2419 | 0.2024 | 0.2464 | 0.2114 | 0.2531 | 0.2077 |
| K10 | 0.2441 | 0.1897 | 0.2374 | 0.1934 | 0.2419 | 0.2024 | 0.2486 | 0.1987 |
| K20 | 0.2936 | 0.2887 | 0.2869 | 0.2924 | 0.2914 | 0.3014 | 0.2981 | 0.2977 |
| K21 | 0.2981 | 0.2977 | 0.2914 | 0.3014 | 0.2959 | 0.3104 | 0.3026 | 0.3067 |
| K22 | 0.3004 | 0.3194 | 0.2959 | 0.3104 | 0.3026 | 0.3067 | 0.3071 | 0.3157 |
| T00 | 0.2824 | 0.2834 | 0.2757 | 0.2871 | 0.2802 | 0.2961 | 0.2869 | 0.2924 |
| T01 | 0.2779 | 0.2744 | 0.2712 | 0.2781 | 0.2757 | 0.2871 | 0.2824 | 0.2834 |
| T02 | 0.2734 | 0.2654 | 0.2667 | 0.2691 | 0.2712 | 0.2781 | 0.2779 | 0.2744 |
| T03 | 0.2689 | 0.2564 | 0.2622 | 0.2601 | 0.2667 | 0.2691 | 0.2734 | 0.2654 |
| T04 | 0.2644 | 0.2474 | 0.2577 | 0.2511 | 0.2622 | 0.2601 | 0.2689 | 0.2564 |
| T05 | 0.2599 | 0.2384 | 0.2532 | 0.2421 | 0.2577 | 0.2511 | 0.2644 | 0.2474 |
| T06 | 0.2554 | 0.2294 | 0.2487 | 0.2331 | 0.2532 | 0.2421 | 0.2599 | 0.2384 |
| T07 | 0.2509 | 0.2204 | 0.2442 | 0.2241 | 0.2487 | 0.2331 | 0.2554 | 0.2294 |
| T08 | 0.2464 | 0.2114 | 0.2397 | 0.2151 | 0.2442 | 0.2241 | 0.2509 | 0.2204 |
| T09 | 0.2419 | 0.2024 | 0.2352 | 0.2061 | 0.2397 | 0.2151 | 0.2464 | 0.2114 |
| T10 | 0.2374 | 0.1934 | 0.2307 | 0.1971 | 0.2352 | 0.2061 | 0.2419 | 0.2024 |
| T20 | 0.2869 | 0.2924 | 0.2802 | 0.2961 | 0.2847 | 0.3051 | 0.2914 | 0.3014 |
| T21 | 0.2914 | 0.3014 | 0.2847 | 0.3051 | 0.2892 | 0.3141 | 0.2959 | 0.3104 |
| T22 | 0.2937 | 0.3231 | 0.2892 | 0.3141 | 0.2959 | 0.3104 | 0.3004 | 0.3194 |



### 1.5 Typical optical characteristics curves 典型光学特性曲线

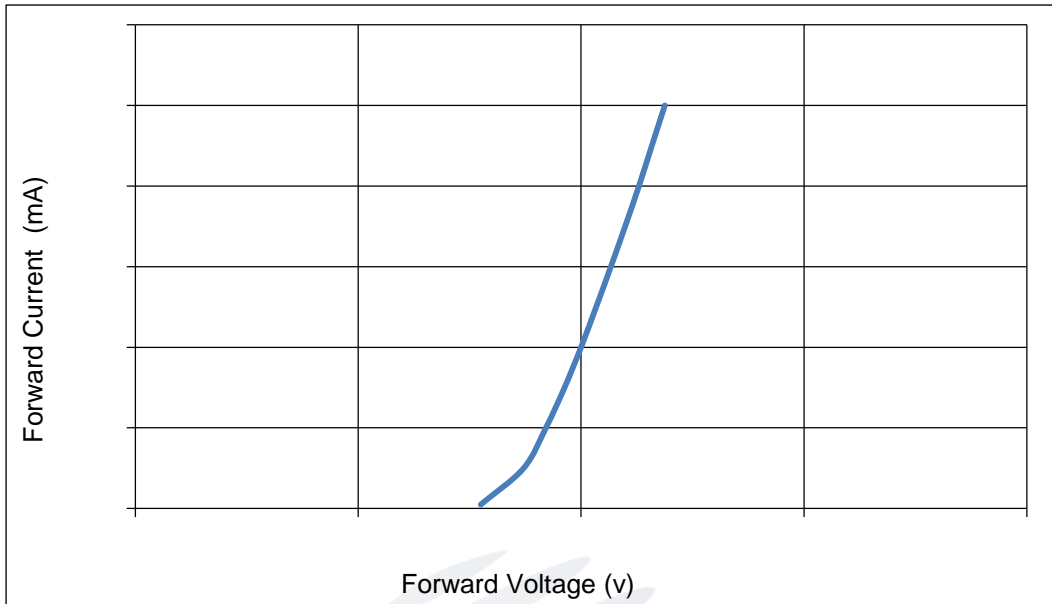


Fig 1-7 Forward Voltage Vs. Forward Current 伏安特性曲线




Fig 1-8 Forward Current Vs. Relative Intensity 正向电流与相对光强特性曲线

承认专用章



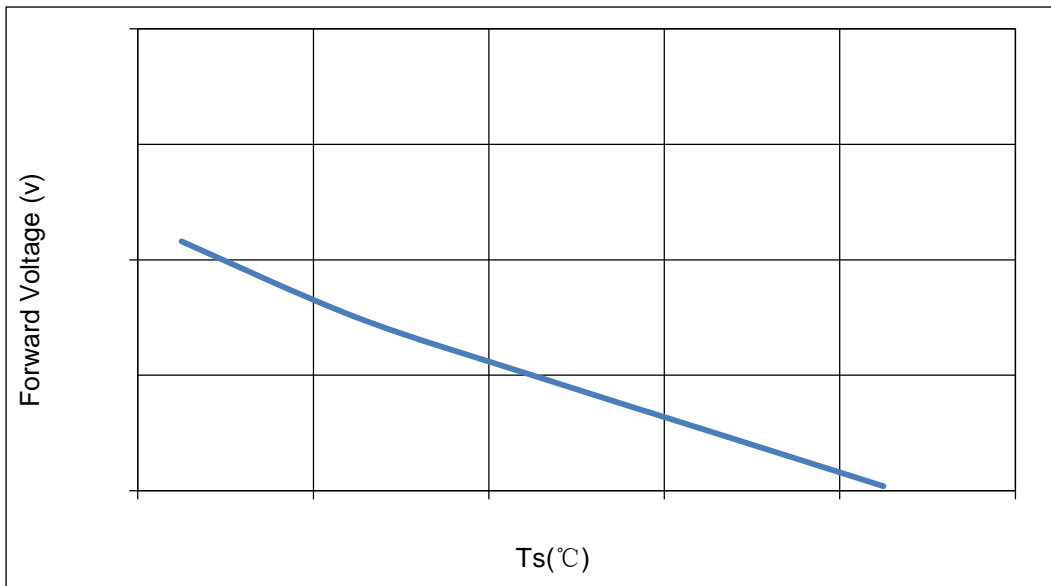


Fig 1-11 Forward Voltage Vs Solder Temperature 电压与管脚温度特性曲线

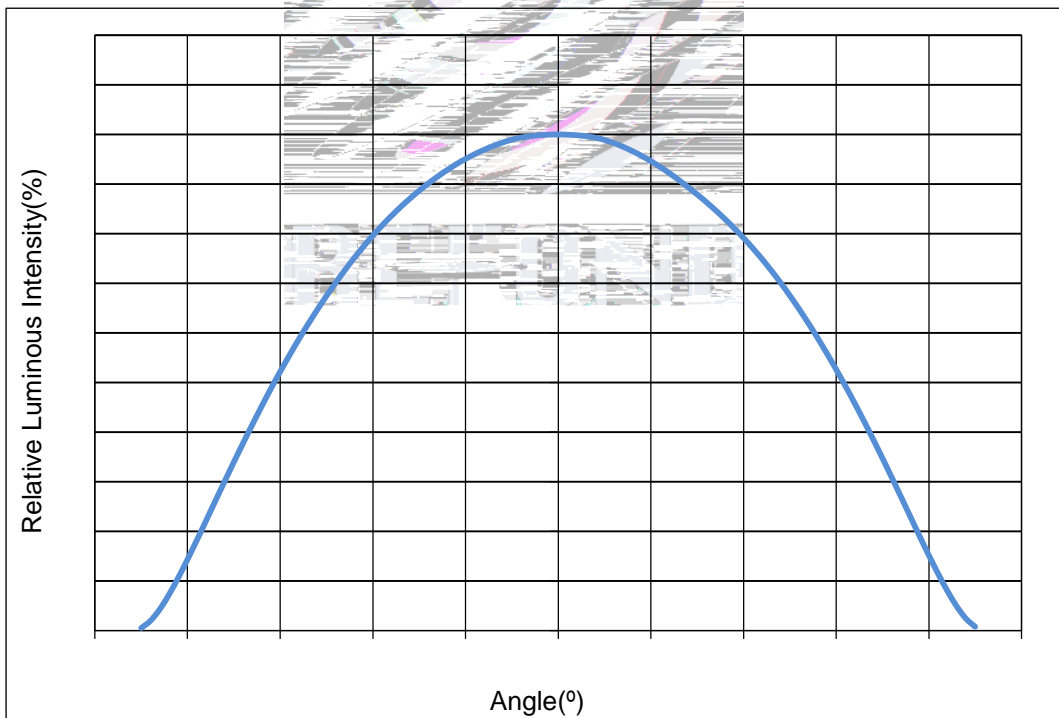


Fig 1-12 Radiation diagram 辐射特性曲线

承认专用章

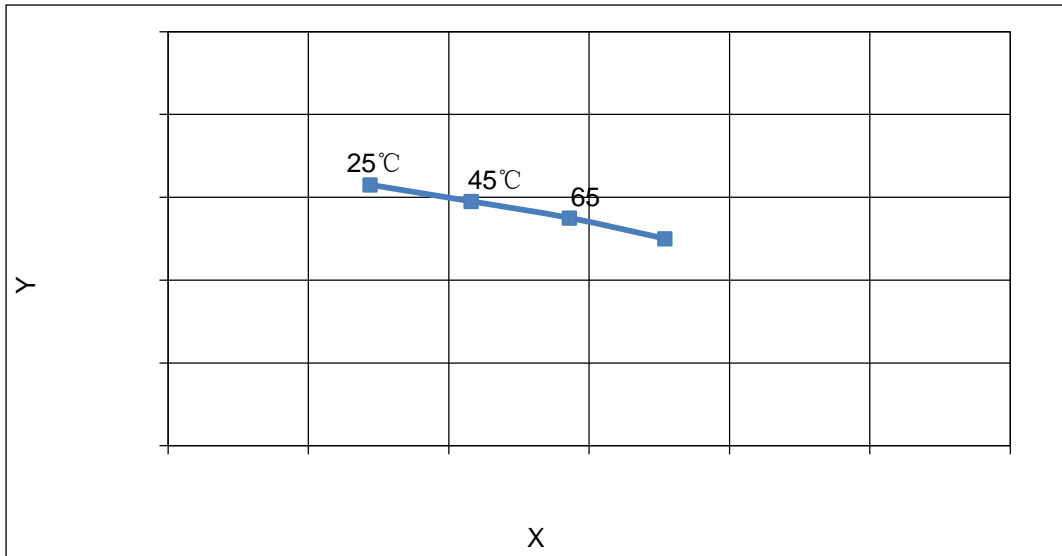



Fig 1-13 Chromaticity Coordinate Vs Solder Temperature 色坐标与管脚温度特性曲线



## 2. Packaging 产品包装

### 2.1 Packaging Specifications 包装规格

Package:4000pcs/reel.包装每卷4000pcs。

#### 2.1.1 Carrier Tape Dimensions 载带尺寸

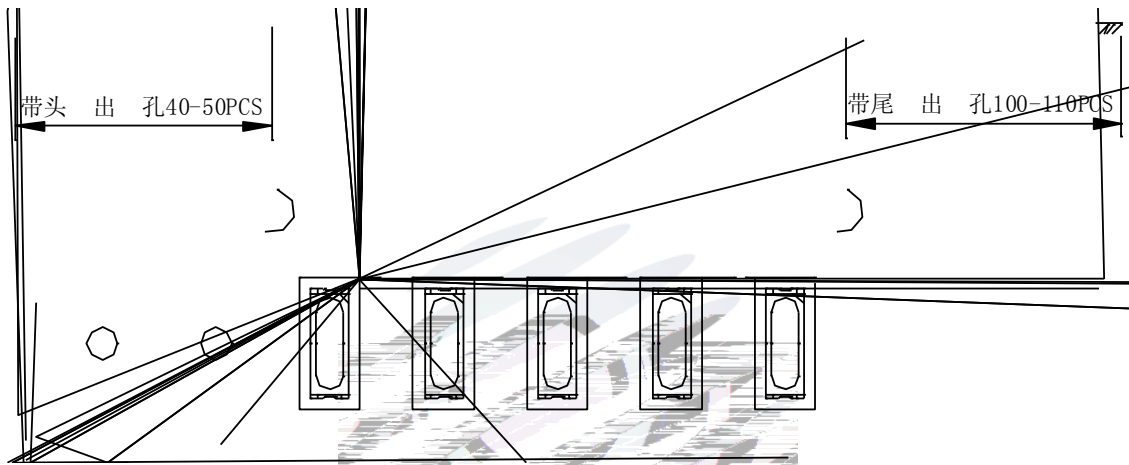


Fig 2-1 Carrier Tape Dimensions 载带尺寸

#### 2.1.2 Reel Dimension 卷盘尺寸

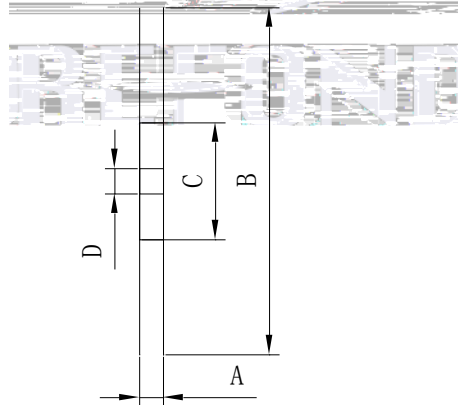
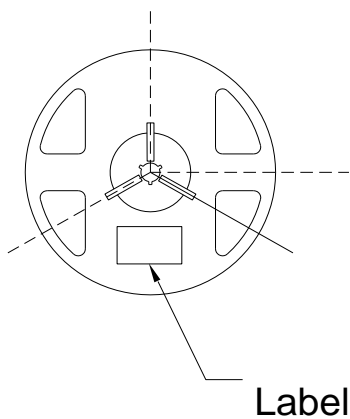


Table 2-1 Reel Dimension 卷盘尺寸

|   |            |
|---|------------|
| A | 12±0.1mm   |
| B | 178±1mm    |
| C | 60±1mm     |
| D | 13.0±0.5mm |

Fig 2-2 Reel Dimension 卷盘尺寸


NOTES 备注:

The tolerances unless mentioned ±0.1mm. Unit : mm 注: 未注公差为±0.1毫米, 尺寸单位: 毫米



### 2.1.3 Label Form Specification 标签规格

Table 2-2 Label Form Specification 标签规格



|          |                  |      |
|----------|------------------|------|
| PART NO. | Part Number      | 品名   |
| SPEC NO. | Spec Number      | 规格   |
| LOT NO.  | Lot Number       | 批次号  |
| BIN CODE | Bin Code         | 参数代码 |
|          | Luminous flux    | 光通量  |
| XY       | Chromaticity Bin | 色区   |
| VF       | Forward Voltage  | 正向电压 |
| WLD      | Wavelength       | 波长代码 |
| QTY      | Packing Quantity | 数量   |
| DATE     | Made Date        | 生产日期 |

Fig 2-3 Label Form Specification 标签规格

### 2.1.4 Moisture Resistant Packing Process 防潮包装过程

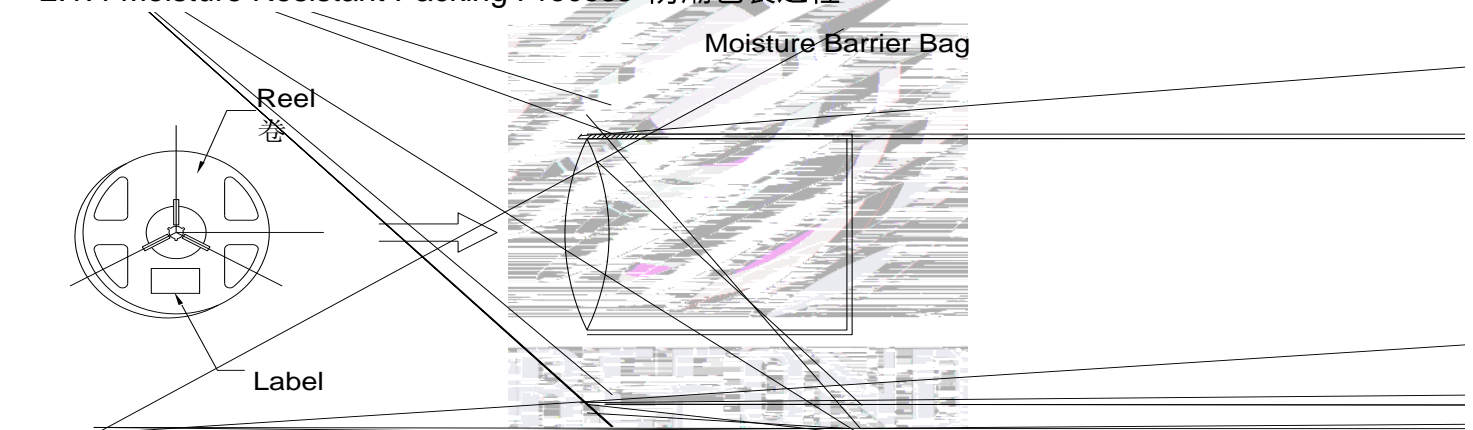


Fig 2-4 Moisture Resistant Packing Process 防潮包装过程

### 2.1.5 Cardboard Box 纸箱

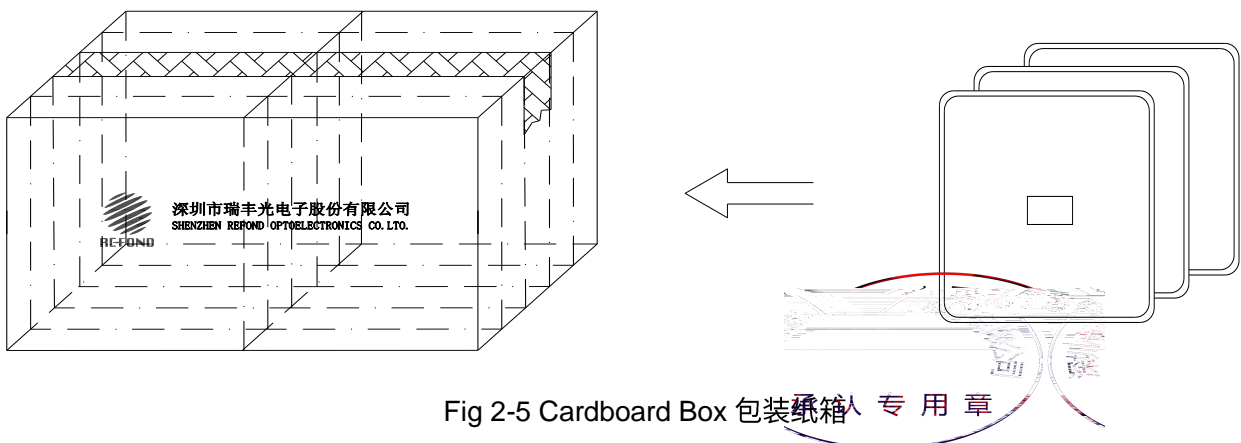


Fig 2-5 Cardboard Box 包装纸箱 专用章

## 2.1.6 Reliability Test Items And Conditions

Table 2-3 Reliability Test Items And Conditions 信赖性测试项目及条件

| Test Items<br>项目                                      | Ref.Standard<br>参考标准     | Test Condition<br>测试条件                        | Time<br>时间 | Quantity<br>数量 | Ac/Re<br>接收/拒收 |
|---|--------------------------|---|------------|----------------|----------------|
| Reflow<br>回流焊   | JESD22-B106              | Temp:260°Cmax<br>T=10 sec                     | 2times     | 20Pcs          | 0/1            |
| Thermal Shock<br>冷热冲击                                 | JEITAED-4701<br>300 307  | -40°C 15min<br>10s<br>100°C 15min             | 100 cycle  | 20Pcs          | 0/1            |
| High Temperature Storage<br>高温保存                      | JEITAED-4701<br>200 201  | Temp:100°C                                    | 1000Hrs    | 20Pcs          | 0/1            |
| Low Temperature Storage<br>低温保存                       | JEITA ED-4701<br>200 202 | Temp:-40°C                                    | 1000Hrs    | 20Pcs          | 0/1            |
| Life Test<br>常温通电                                     | JESD22-A108              | T <sub>A</sub> =25°C<br>I <sub>F</sub> =100mA | 1000Hrs    | 10Pcs          | 0/1            |
| High Temperature<br>High Humidity Life Test<br>高温高湿通电 | JESD22-A101              | 60°C/ 90%RH<br>I <sub>F</sub> =100mA          | 500Hrs     | 10Pcs          | 0/1            |
| Temperature<br>Humidity Storage<br>高温高湿储存             | JEITA ED-4701<br>100 103 | T <sub>A</sub> =85°C<br>RH=85%                | 500Hrs     | 20Pcs          | 0/1            |



## 2.1.7 Criteria For Judging Damage 失效判定标准

Table 2-4 Criteria For Judging Damage 失效判定标准

| Test Items<br>项目        | Symbol<br>符号 | Test Condition<br>测试条件 | Criteria For Judgement<br>判定标准 |             |
|-------------------------|--------------|------------------------|--------------------------------|-------------|
|                         |              |                        | Min. 最小                        | Max. 最大     |
| Forward Voltage<br>正向电压 | $V_F$        | $I_F=100mA$            | -                              | U.S.L*)x1.1 |
| Reverse Current<br>反向电流 | $I_R$        | $V_R = 5V$             | -                              | U.S.L*)x2.0 |
| Luminous Flux<br>光通量    |              | $I_F=100mA$            | L.S.L*)x0.7                    | -           |

## NOTES 备注:

- (1) U.S.L: Upper standard level 规格上限 L.S.L: Lower standard level 规格下限
- (2) The Reliability tests are based on Refond existing test platform. 信赖性测试基于瑞丰现有的测试平台。
- (3) The technical information shown in the data sheets are limited to the typical characteristics and circuit examples of the referenced products. It does not constitute the warranting of industrial property nor the granting of any license. 以上技术数据仅为产品的典型值，只作为参考，不作为任何应用条件及应用方式的保证。



### 3. SMT Reflow Soldering Instructions SMT回流焊说明

Fig 3-1 3. SMT Reflow Soldering Instructions SMT 回流焊说明

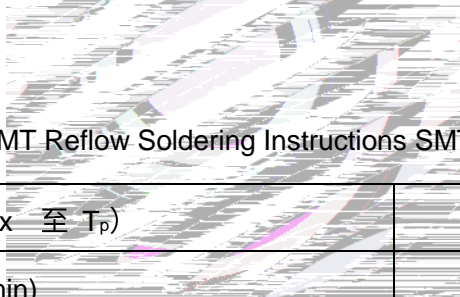


Table 3-1 SMT Reflow Soldering Instructions SMT 回流焊说明

|   |            |
|---|------------|
| 平均升温速度 (T <sub>smax</sub> 至 T <sub>p</sub> )    | 最高 3 °C/ 秒 |
| 预热: 最低温度 (T <sub>smin</sub> )                   | 150 °C     |
| 预热: 最高温度 (T <sub>smax</sub> )                   | 200 °C     |
| 预热: 时间 (T <sub>smin</sub> 至 T <sub>smax</sub> ) | 60 - 120 秒 |
| 限时维持高温: 温度 (T <sub>L</sub> )                    | 217 °C     |
| 限时维持高温: 时间 (t <sub>L</sub> )                    | 最多60 秒     |
| 峰值 / 分类温度 (T <sub>p</sub> )                     | 260 °C     |
| 限时峰值分类温度: 时间 (t <sub>p</sub> )                  | 最多10 秒     |
| 与实际峰值温度 (T <sub>p</sub> ) 相差 5 °C 以内的保持时间       | 最多30 秒     |
| 降温速度  | 最高 6 °C/ 秒 |
| 25 °C 升至峰值温度所需时间                                | 最多 8 分钟    |



## 4. Handling Precautions 使用注意事

(1) LED operating environment and sulfur element composition cannot be over 100PPM in the LED mating usage material. This is provided for informational purposes only and is not a warranty or endorsement. LED 工作环境及与 LED 适配的材料中硫元素及化合物成份不可超过 100PPM. 这只是一个建议，不作任何品质担保。

(2) In order to prevent external material from getting into the inside of LED, which may cause the malfunction of LED, the single content of Bromine element is required to be less than 900PPM, the single content of Chlorine element is required to be less than 900PPM, the total content of Bromine element and Chlorine element in the external materials of the application products is required to be less than 1500PPM. This is provided for informational purposes only and is not a warranty or endorsement. 为了防止外界物质进入 LED 内部以造成 LED 的损伤，所处环境及所用套件等等，单一的溴元素含量要求小于 900PPM，单一氯元素含量要求小于 900PPM，溴元素与氯元素总含量必须小于 1500PPM. 这只是一个建议，不作任何品质担保。

(3) VOCs (Volatile organic compounds) emitted from materials used in the construction of fixtures can penetrate silicone encapsulants of LEDs and discolor when exposed to heat and photonic energy. The result can be a significant loss of light output from the fixture. Knowledge of the properties of the materials selected to be used in the construction of fixtures can help prevent these issues. Refond advises against the use of any chemicals or materials that have been found or are suspected to have an adverse affect on device performance or reliability. To verify compatibility, Refond recommends that all chemicals and materials be tested in the specific application and environment for which they are intended to be used. Attaching LEDs, do not use adhesives that outgas organic vapor. 应用套件中的挥发性物质会渗透到 LED 内部，在通电产生光子及热的条件下，会导致 LED 器件的性能或者可靠性存在物质或材料。不管这些材料是否已经证实的还是仅仅怀疑存在。针对特定的应用和使用环境，瑞丰建议对所有的物质和材料进行相容性的测试。在贴装 LED 时候，不要使用能产生有机挥发性气体的粘结剂。

(4) Handle the component along the side surface by using forceps or appropriate tools; do not directly touch or Handle the silicone lens surface, it may damage the internal circuitry. 通过使用适当的工具从材料侧面夹取，不可直接用手或尖锐金属压胶体表面，它可能会损坏内部电路。



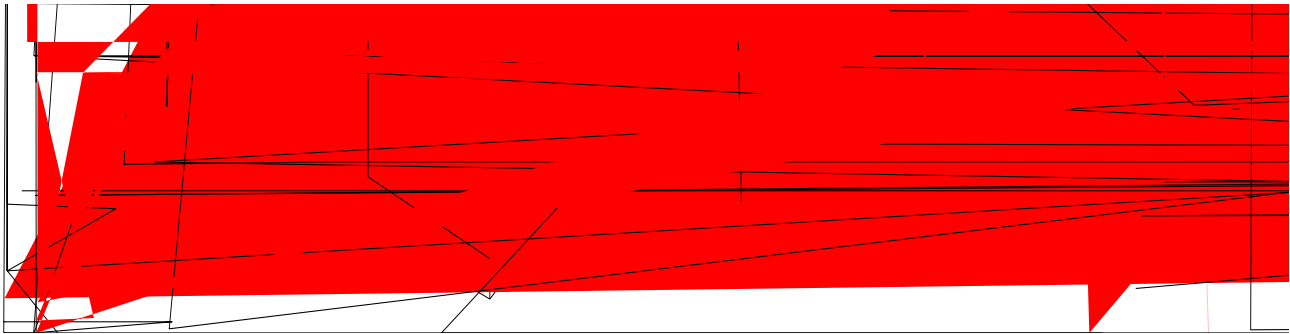


Fig 4-1

(6) In designing a circuit, the current through each LED must not exceed the absolute maximum rating specified for each LED. In the meanwhile, resistors for protection should be applied, otherwise slight voltage shift will cause big current change, burn out may happen. The driving circuit must be designed to allow forward voltage only when it is ON or OFF. If the reverse voltage is applied to LED, migration can be generated resulting in LED damage. 设计电路时，通过 LED 的电流不能超过规定的最大值，同时，还要使用保护电阻，否则，微小的电压变化将会引起较大的电流变化，可能导致产品损坏。电路设计必须保证只有在开启或者关闭的时候出现正向电压的变化，不要施加反压，否则会损坏 LED。

(6) Thermal Design is paramount importance because heat generation may result in the Characteristics decline, such as brightness decreased, Color change and so on. Please consider the heat generation of the LEDs when making the system design. LED 发光效率，影响发光颜色，所以在设计时应充分考虑散热问题。

(7) Compared to standard encapsulants, silicone is generally softer, and the surface is more likely to attract dust requiring special care during processing. In cases where a minimal level of dirt and dust particles cannot be guaranteed, a suitable cleaning solution must be applied to the surface after the soldering of components. Refond suggests using isopropyl alcohol for cleaning. In case other solvents are used, it must be assured that these solvents do not dissolve the package or resin. Ultrasonic cleaning is not recommended. Ultrasonic cleaning may cause damage to the LED. 与其他封装胶相比，硅胶通常较软，表面易吸附脏物，应用时应特别注意，当对产品洁净度要求较高时，回流焊以后需要采用恰当的清洗方式，我们推荐用异丙醇作清洗剂，如需要用到其他清洗剂，必须保证不会破坏封装体，超声清洗可能会对 LED 带来损害，不推荐这种清洗方式。



Table 4-1 Storage 儲存

| Conditions<br>种类 |                                    | Temperature<br>温度          | Humidity<br>湿度 | Time<br>时间                      |
|------------------|------------------------------------|----------------------------|----------------|---------------------------------|
| Storage<br>儲存    | Before Opening Aluminum Bag<br>拆包前 | $\leq 30^{\circ}\text{C}$  | $\leq 75\%$    | Within 1 Year From Date<br>一年内  |
|                  | After Opening Aluminum Bag<br>拆包后  | $\leq 30^{\circ}\text{C}$  | $\leq 60\%$    | 24hours<br>24小时                 |
| Baking<br>烘烤     |                                    | $60 \pm 5^{\circ}\text{C}$ | -              | $\geq 24\text{hours}$<br>大于24小时 |

(8) If the moisture absorbent material silica gel has faded away or the LEDs have exceeded the storage time baking treatment should be performed after unpacking and based on the following condition 65 5 for above 24 hours. 如果干燥剂或包装失效, 或者产品不符合以上有效储存条件, 需拆包后进行烘烤, 烘烤条件:  $60 \pm 5^{\circ}\text{C}$ , 大于 24 小时。

If the package is flatulence or damaged, please notify the sales staff to assist. 如果包装胀气或者破损, 请通知销





www.refond.com



Declare 申明

This specification is written both in English and in Chinese and the latter is formal.  
产品规格书以中英文方式书写，若有冲突以中文版本为准。

